

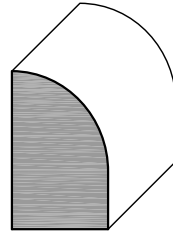


Stock Trim Profile Catalog

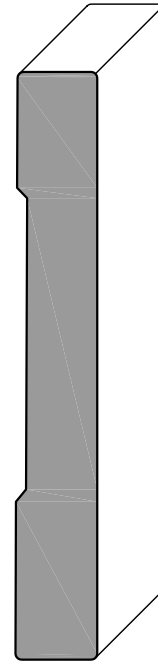
5401 W. Grand River Ave.
Lansing, MI 48906
(517)321-9527

www.mpccashwaylumber.com

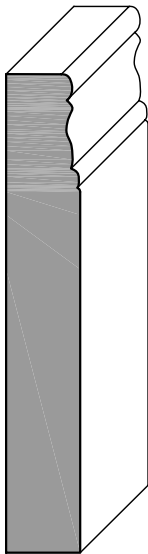
1191 E. Grand River Ave.
Williamston, MI 48895
(517)665-2460



1/2" x 3/4" Base Shoe
(126o)



3" EE Base
(673o)

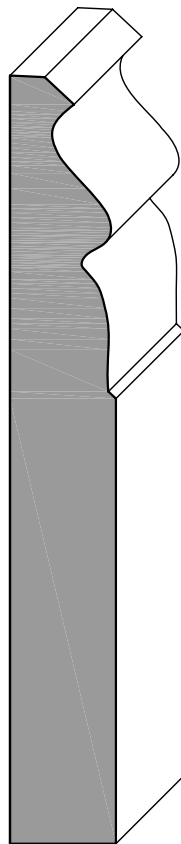


2 1/2" Base Block
(780o)

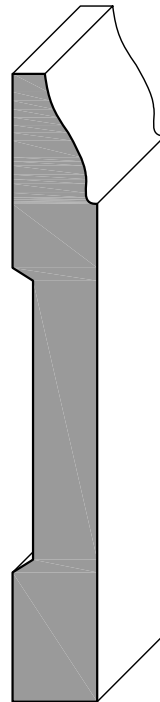
3" Base Block
(781o)

3 1/2" Base Block
(782o)

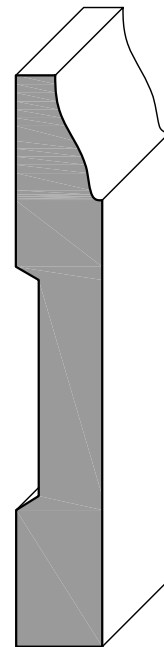
5 1/2" Base Block
(875o)



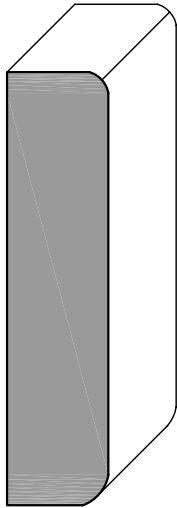
4" Base
(650o)



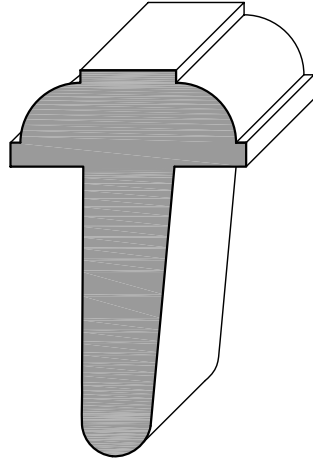
3 1/4" Base
(623o)



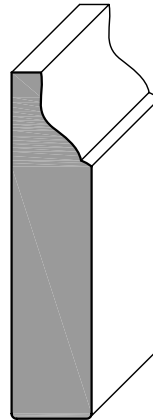
3" Base
(634o)



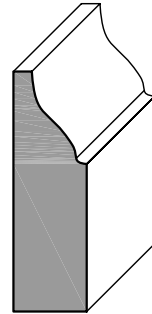
2-1/4" Rnd Edge (EE)
Casing
(473o)



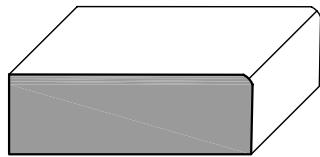
1-3/8 x 7" Astragal
(1305)



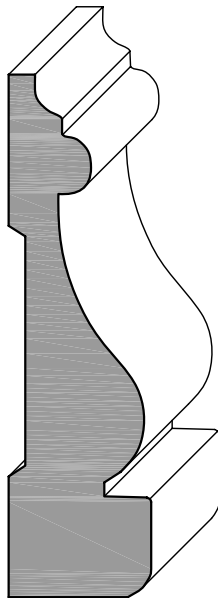
1 3/4" Stop
(934o)



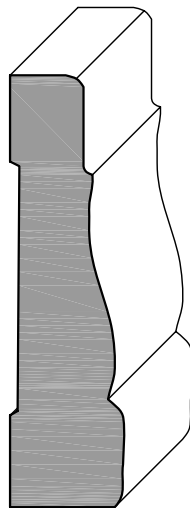
1 1/4" Colonial Stop
(937o)



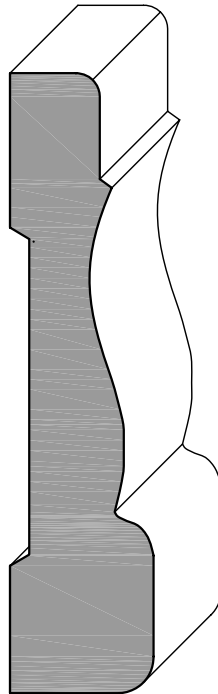
1-1/4" EE Stop
(876o)



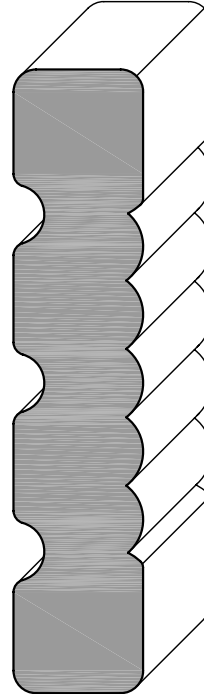
2 3/4" Whitehills Casing
(357o)



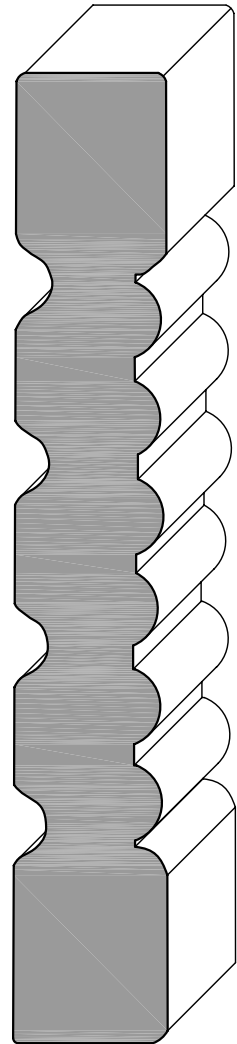
2 1/4" Colonial Casing
(356o)



3 1/4" Colonial
Casing
(444o)



3 1/4" Fluted Reeded
Casing
(800o)



5" Fluted Reeded
Casing
(500o)

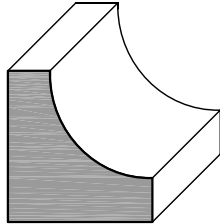


MPC
cash-way lumber

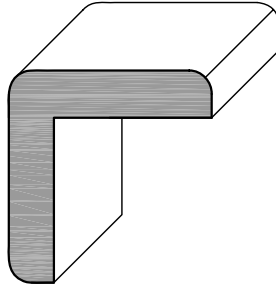
5401 W. Grand River Ave.
Lansing, MI 48906
(517)321-9527

1191 E. Grand River Ave.
Williamston, MI 48895
(517)665-2460

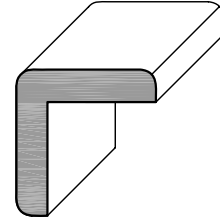
www.mpccashwaylumber.com



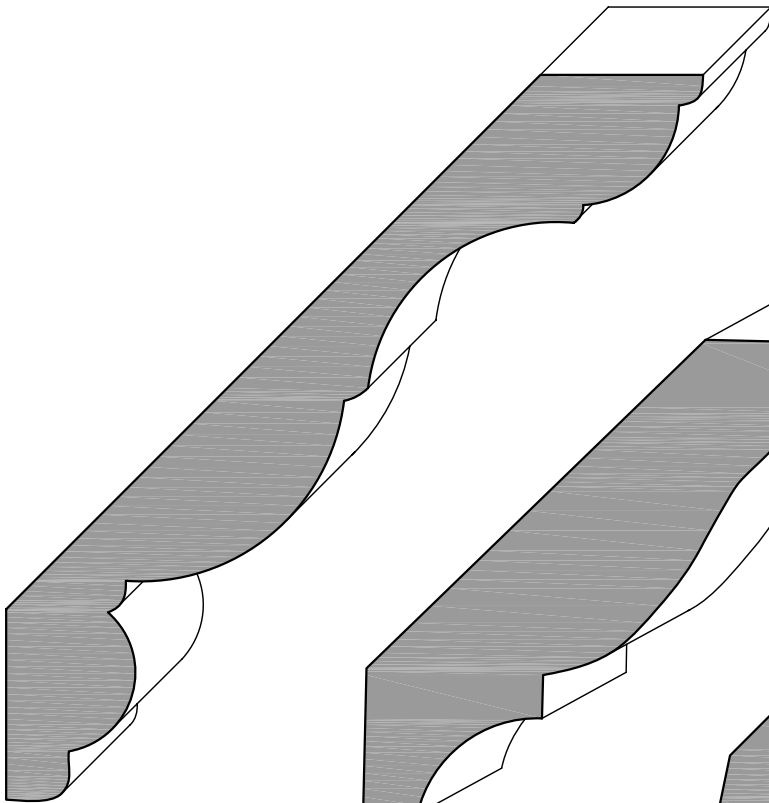
3/4" Cove
(93o)



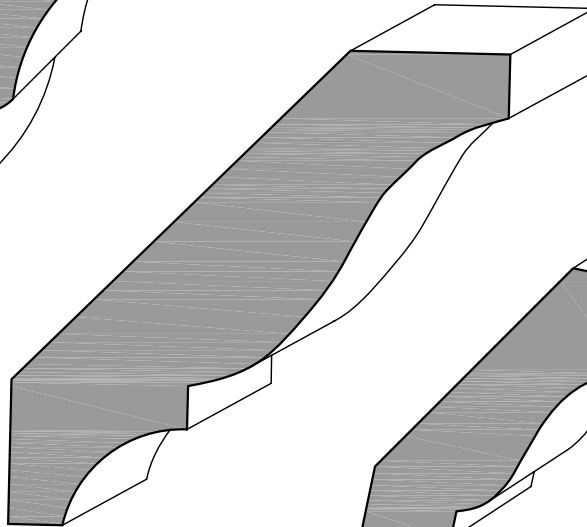
1 1/8" Corner
(205o)



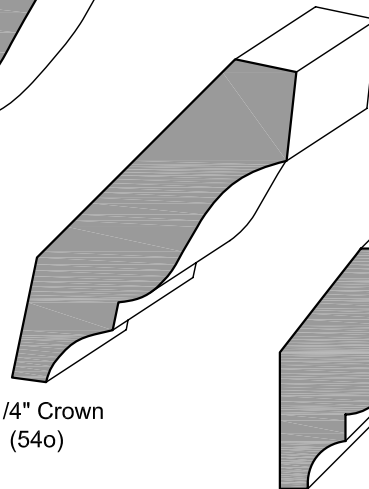
3/4" Corner
(206o)



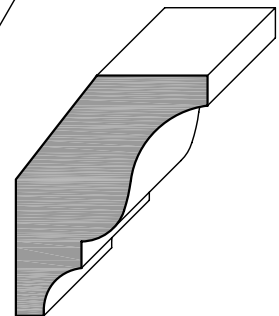
5 1/4" Crown
(80c)



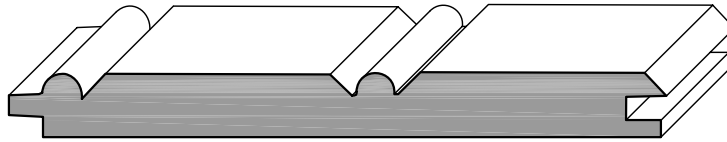
3-1/2" Crown
(51o)



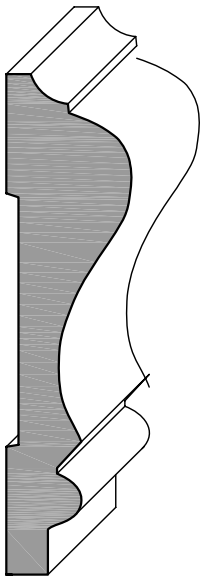
2 1/4" Crown
(54o)



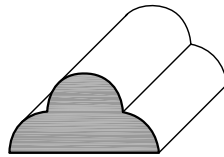
1-5/8" Crown
(68o)



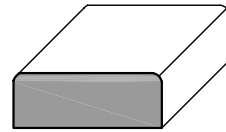
3 1/4" Planking
(322o)



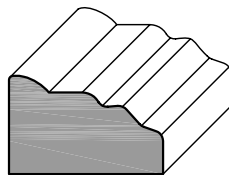
2 5/8" Chair Rail
(390o)



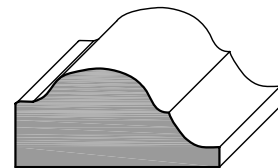
3/4" Clover Mold
(137o)



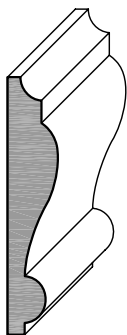
3/4" Screen Mold
(142p)



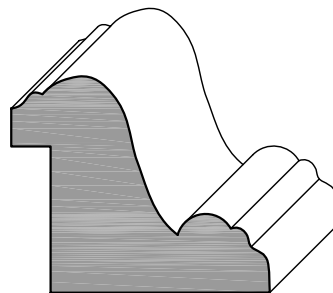
Gribi Mold
(146o)



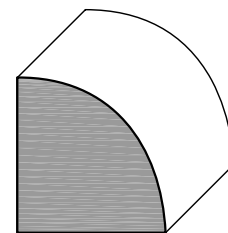
1-1/16" Panel Mold
(388o)



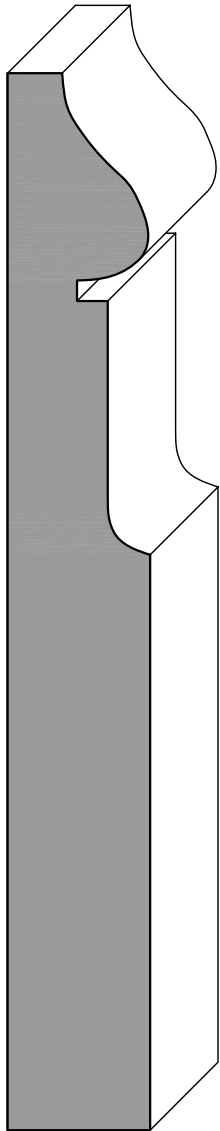
1 3/8" Panel Moulding
(185o)



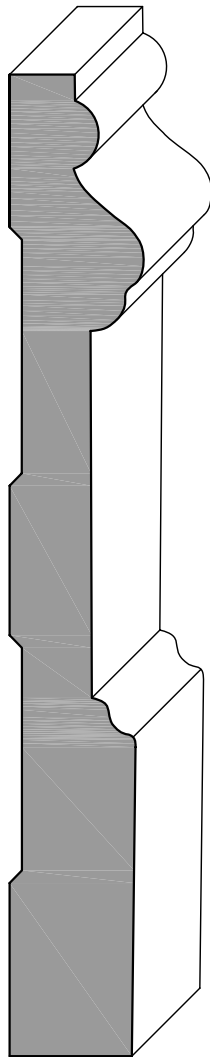
3/4" Rabbitted Panel Moulding
(511o)



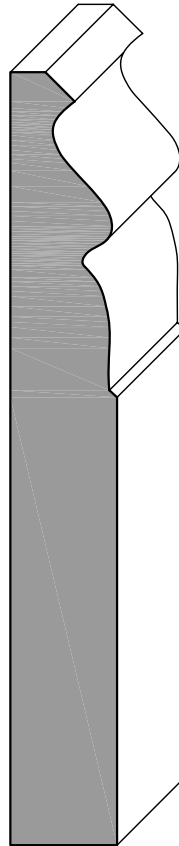
3/4" Quarter Round
(105o)



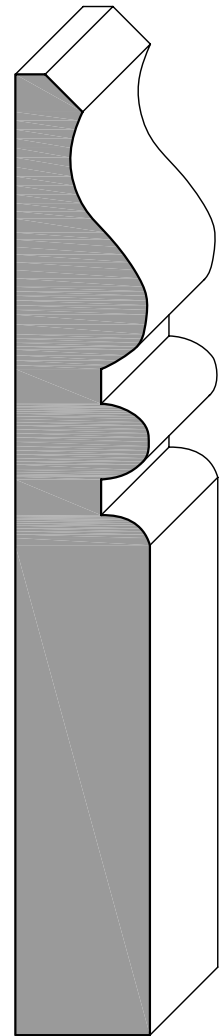
5 1/2" Base
(550p)



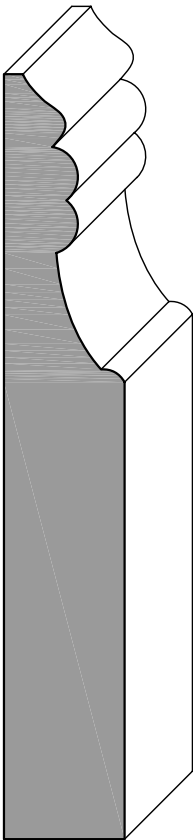
5 1/8" Base
(11p)



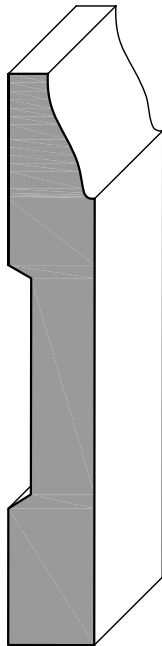
4" Base
(650b)



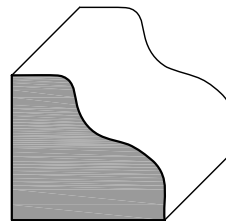
5" Base
(728b)



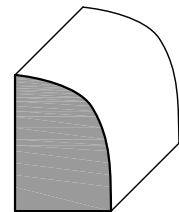
4" Base
(400b)



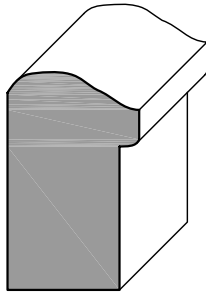
3" Colonial Base
(634p)



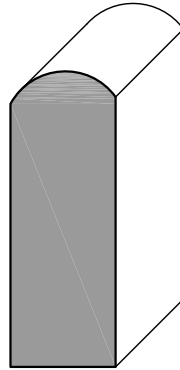
1/2" x 3/4" Shoe Base
(200p)



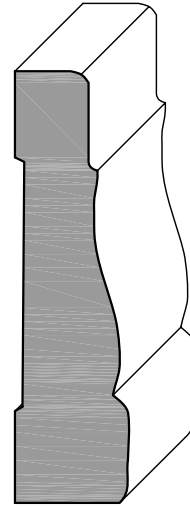
1/2" x 3/4" Shoe Base
(126p)



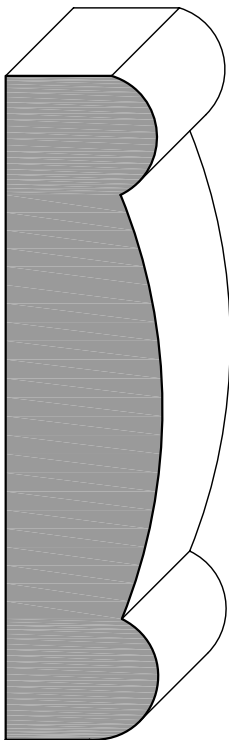
1" Back Band
(415)



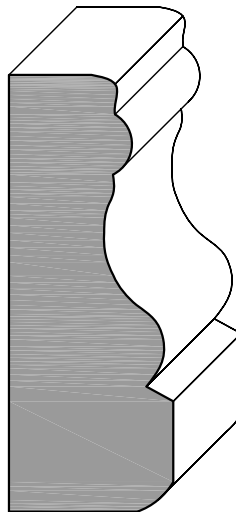
1 1/2" Bull Nose
(bnp)



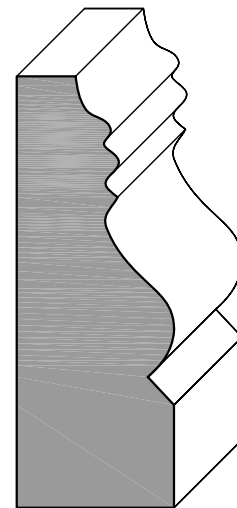
2-1/4" Casing
(356)



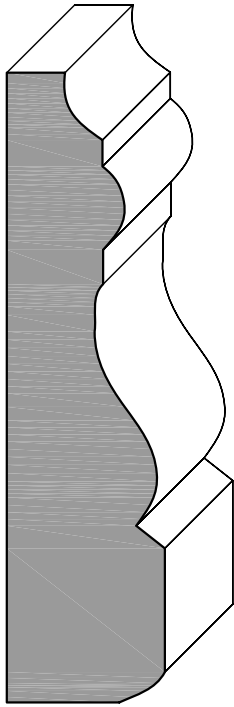
3 1/4" Casing
(470c)



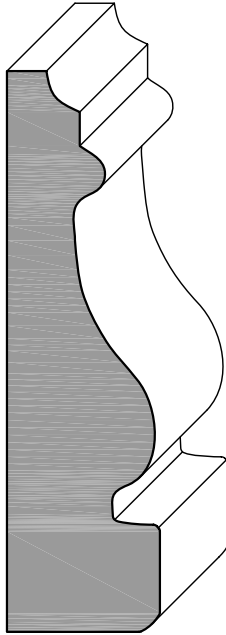
2 1/4" casing
(150c)



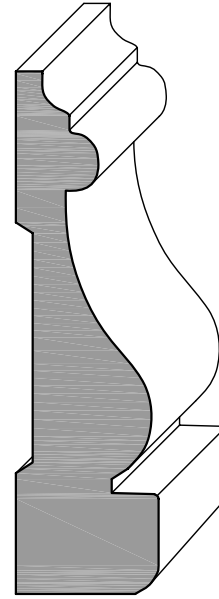
2 1/4" Casing
(225c)



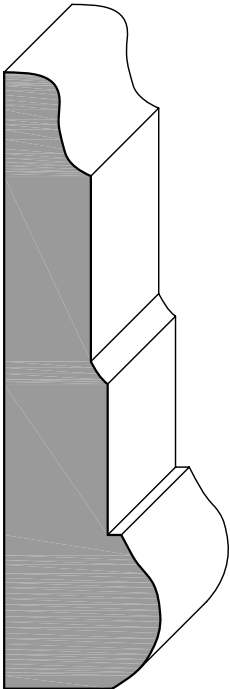
3-1/4" Casing
(350c)



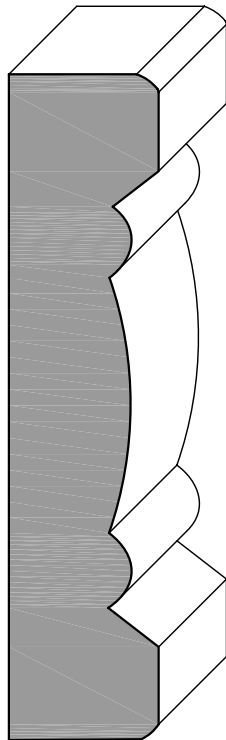
3" Casing
(360c)



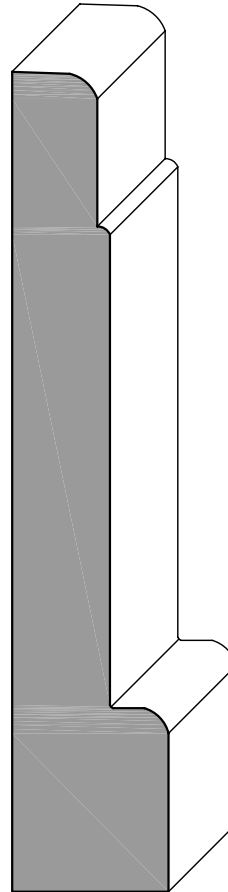
2-3/4" Casing
(357p)



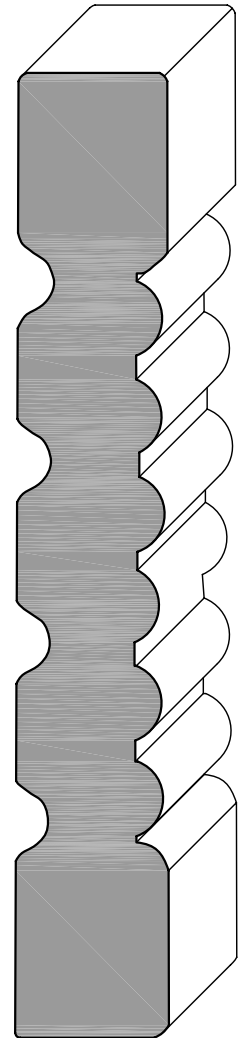
3-1/4" Casing
(418c)



3-1/2" Casing
(388c)



4-1/4" Casing
(425c)



5" Fluted Casing
(500p)

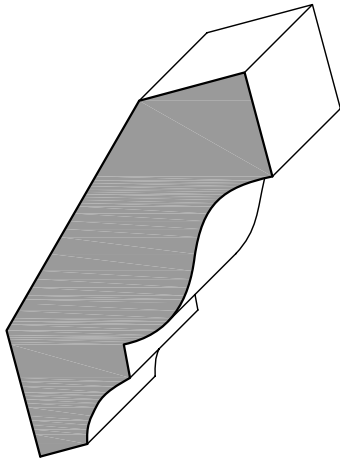


MPC
cash-way lumber

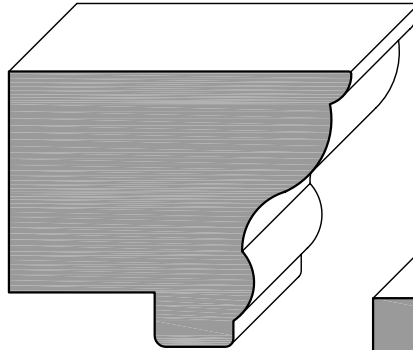
5401 W. Grand River Ave.
Lansing, MI 48906
(517)321-9527

1191 E. Grand River Ave.
Williamston, MI 48895
(517)665-2460

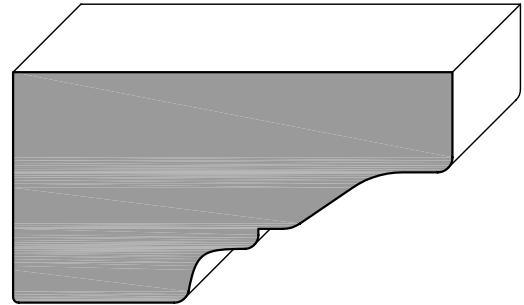
www.mpccashwaylumber.com



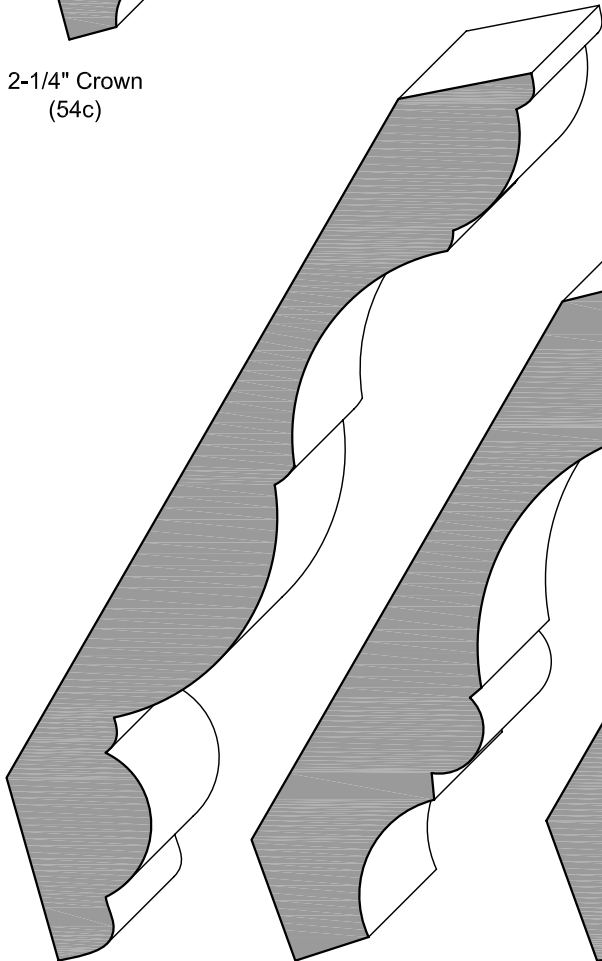
2-1/4" Crown
(54c)




1-3/4" Head Crown
3/4" Rabbitted
(275c)



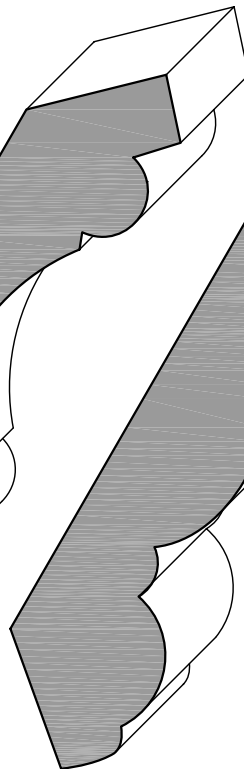
2-1/4" Head Crown
(99c)




5-1/4" Crown
(80c)



4 1/4" Crown
(42c)



4" Crown
(20p)



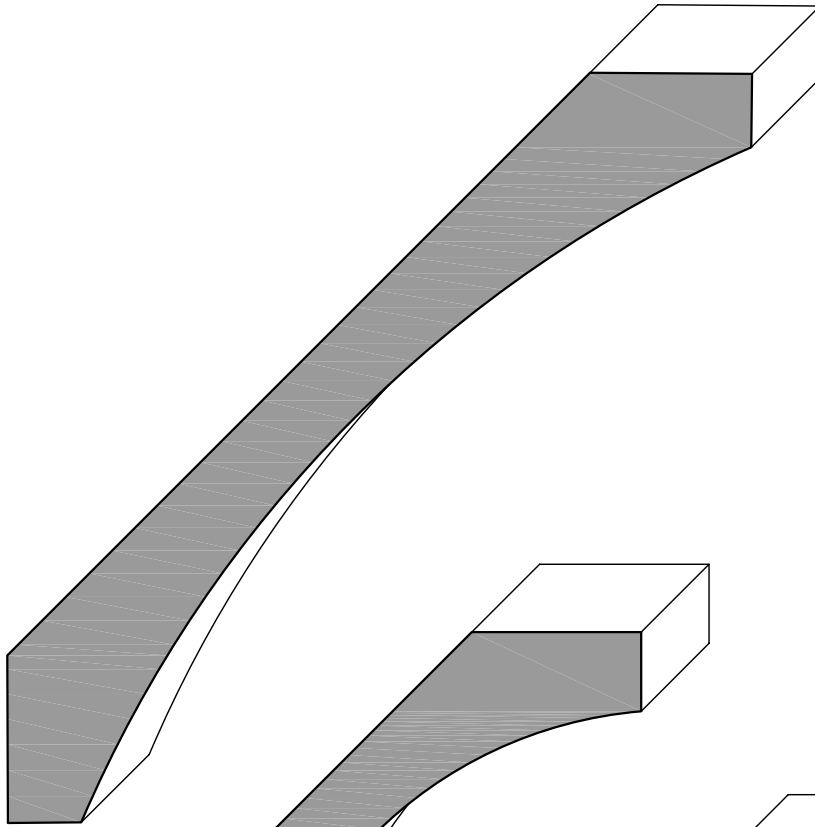
3-1/2" Crown
(51c)




MPC
cash-way lumber

5401 W. Grand River Ave.
Lansing, MI 48906
(517)321-9527
www.mpccashwaylumber.com

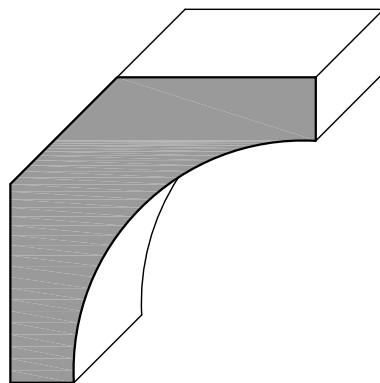
1191 E. Grand River Ave.
Williamston, MI 48895
(517)665-2460



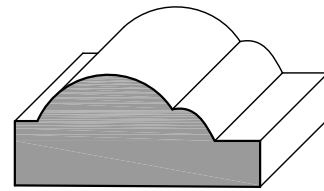
5-1/2" Cove
(65p)



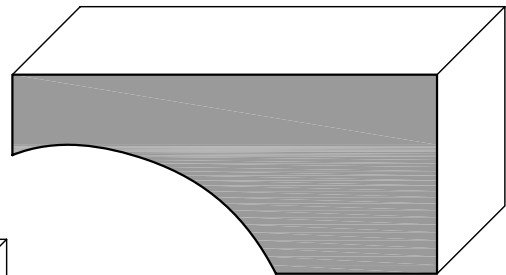
3-1/4" Cove
(81p)



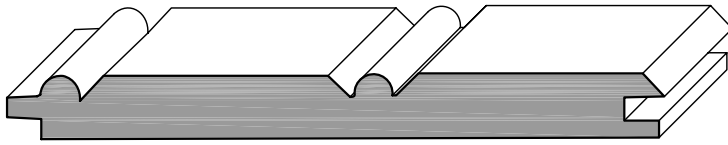
2-1/4" Cove
(84p)




1-1/4" Panel Mold
(A9p)



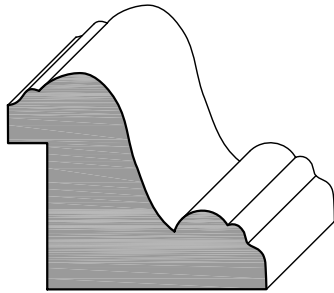
2-1/4" Cove Head
(125p)



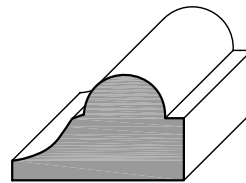
3-1/4" Wainscot
(322p)



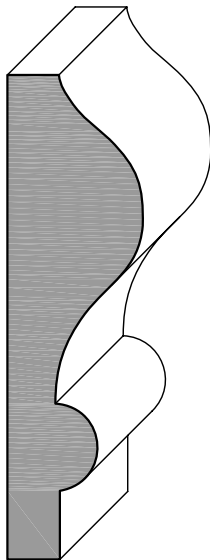
Panel Mold 1/2"
Rabbitted
(188p)



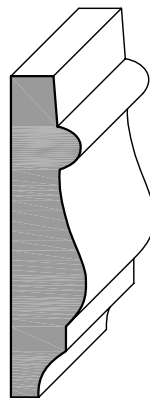
3/4" Rabbitted Panel Moulding
(511p)



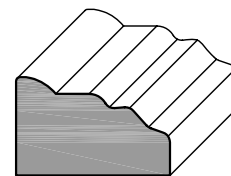
7/8" Neck Mold
(66p)



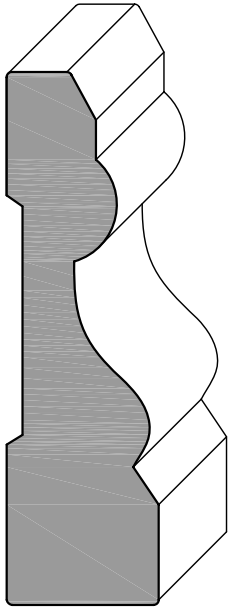
2-1/2" Chair Rail
(100)



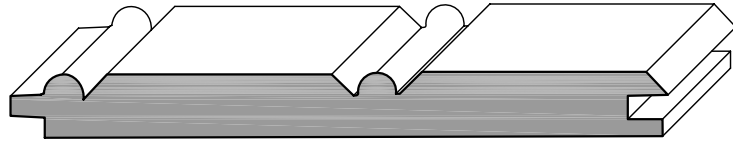
1-1/4" Panel Mold
(150p)



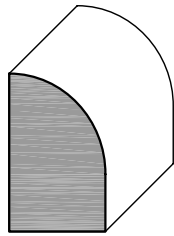
Gribi Mold
(146p)



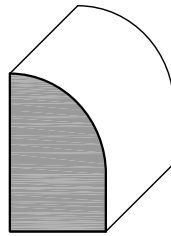
2-3/4" Casing
(15ma)



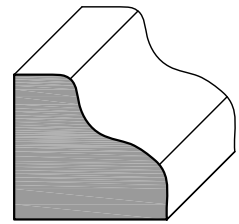
3-1/4" Planking
(322ma)



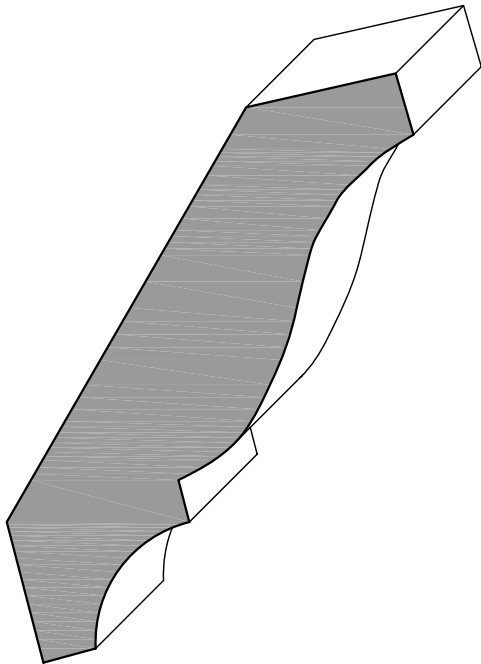
1/2" x 3/4" Maple Base Shoe
(126ma)



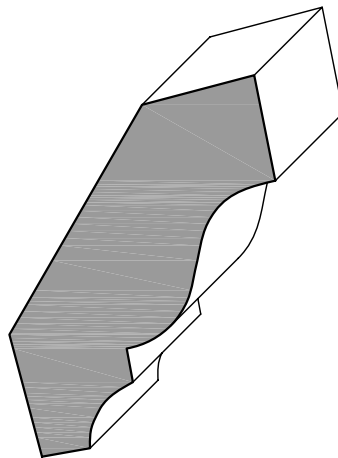
1/2" x 3/4" Cherry Base Shoe
(126ch)



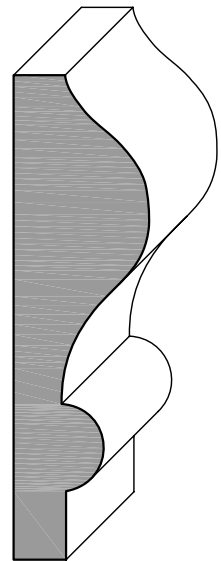
1/2" x 3/4" Base Shoe
(200m)



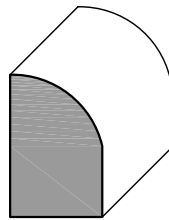
3-1/2" Crown
(51m)



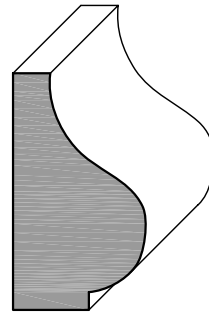
2-1/4" Crown
(54m)



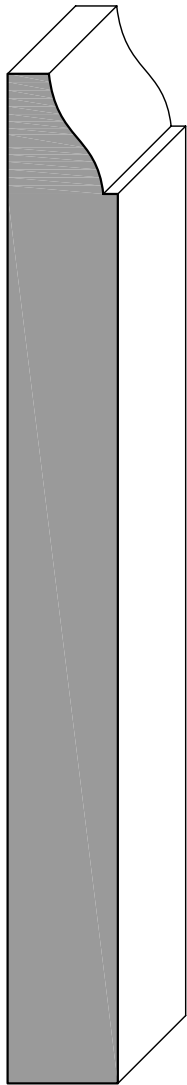
2-1/2" Chair Rail
(100m)




1/2" x 3/4" Base Shoe
(126p)



1-1/4" Base Cap
(166p)



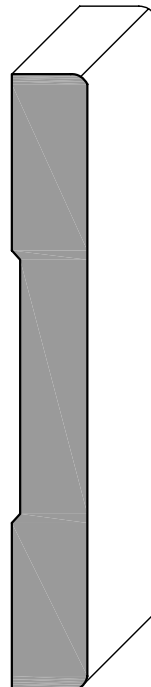
4-1/4" Colonial Base
(620p)
5-1/4" Colonial Base
(618p)



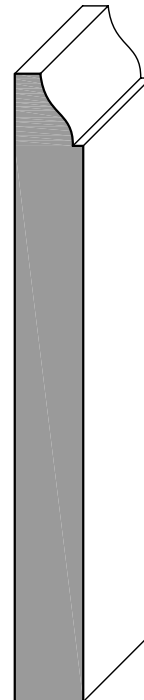
2-1/2" w Base Block
(780p)

3" w Base Block
(781p)

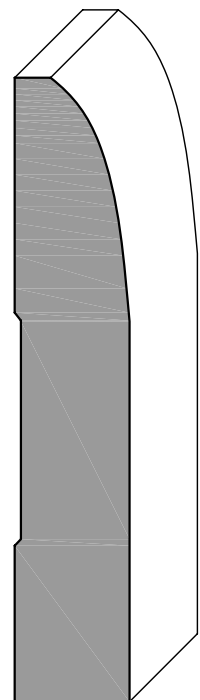
3-1/2" w Base Block
(782p)



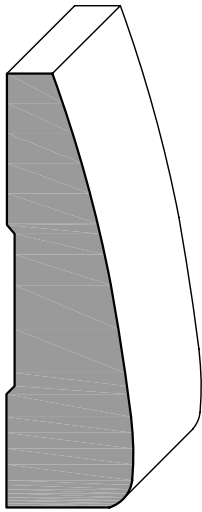
5-1/2" w Base Block (875p)
3-1/4" Round Edge Base
(433p)



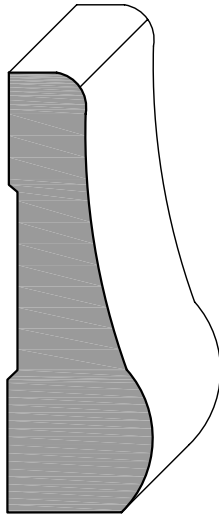
3" Colonial Base
(634p)



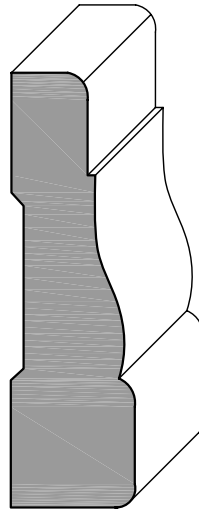
3" Modern Base
(724p)



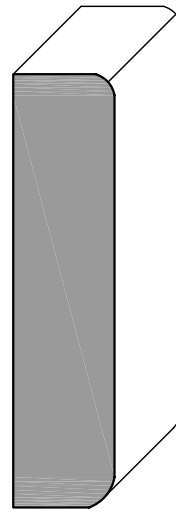
2-1/4" Modern Casing (316p)



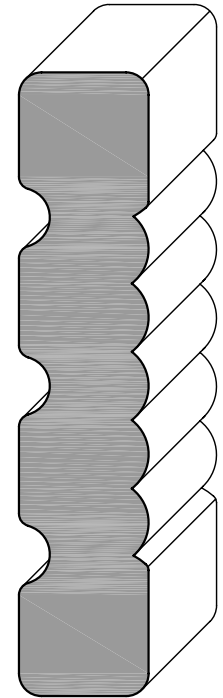
2-1/4" Ovalo Casing (321p)



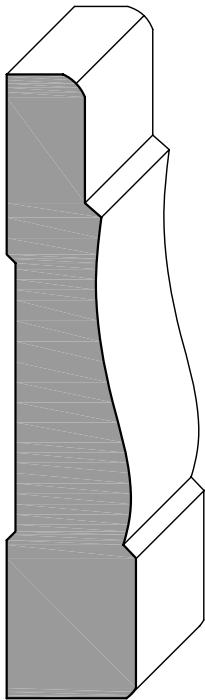
2-1/4" Colonial Casing (356p)



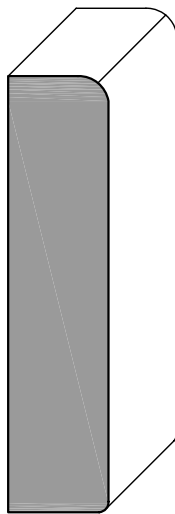
2-1/4" Round Edge (EE) Casing (473p)



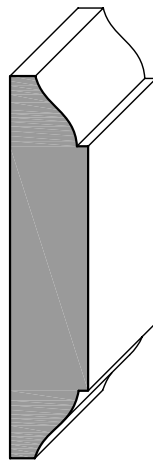
3-1/4" Fluted/ Reeded Casing (8192p)



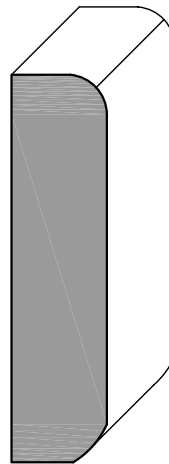
3-1/4" Colonial Casing (444p)



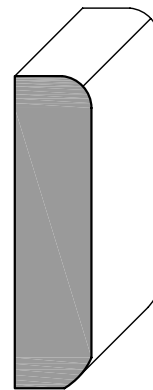
2-1/4" Modern Mullion (493p)



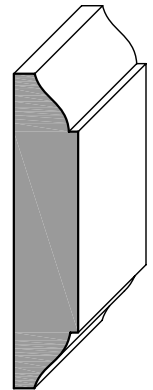
2" Colonial Mullion (982p)



2" Mullion (972p)



1-5/8" Mullion (973p)



1-5/8" Colonial Mullion (983p)

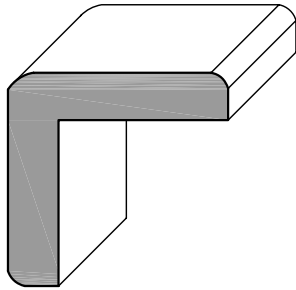


MPC
cash-way lumber

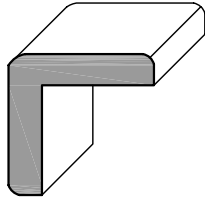
5401 W. Grand River Ave.
Lansing, MI 48906
(517)321-9527

1191 E. Grand River Ave.
Williamston, MI 48895
(517)665-2460

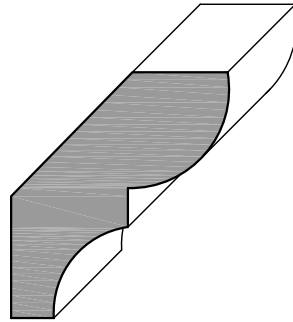
www.mpccashwaylumber.com



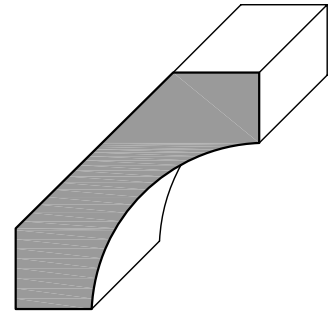
1-1/8" Outside Corner
(205p)



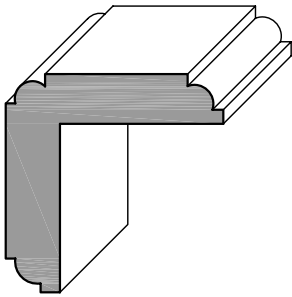
3/4" Modern Corner
(206p)



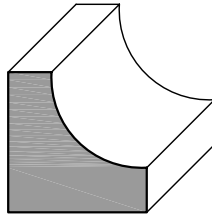
1-5/8" Bed Mold
(75p)



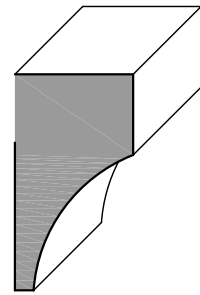
1-5/8" Cove
(86p)



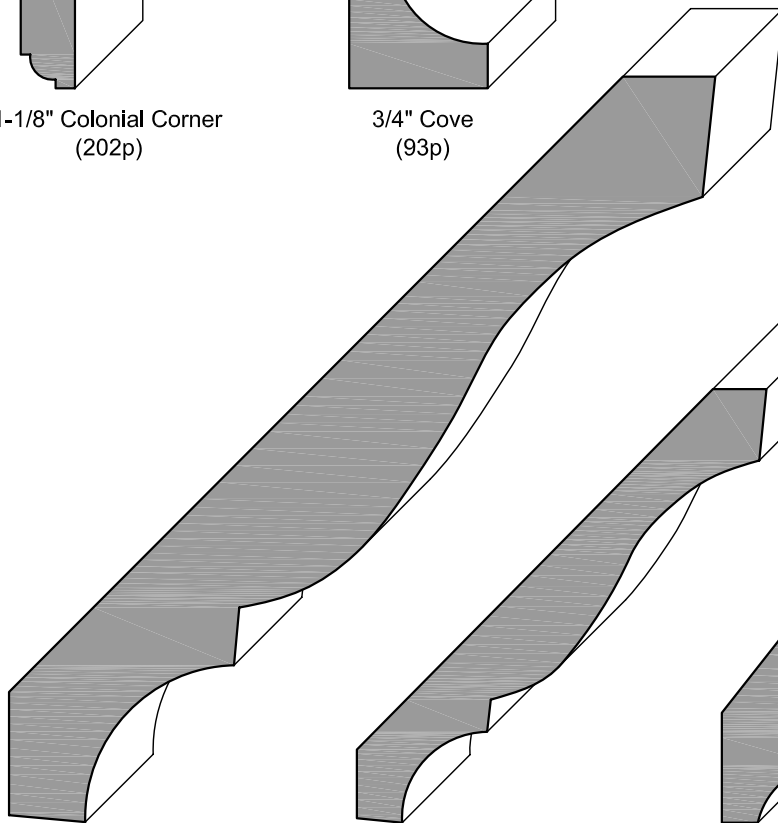
1-1/8" Colonial Corner
(202p)



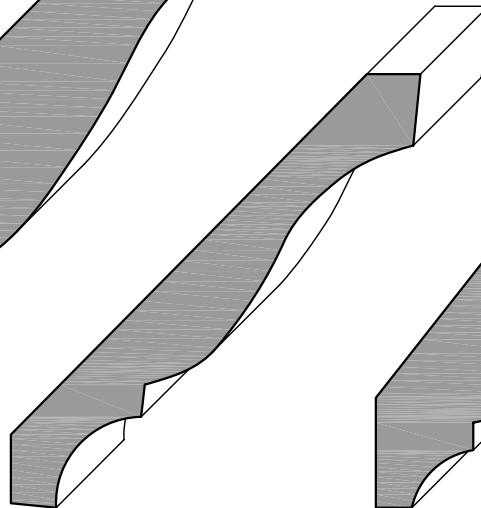
3/4" Cove
(93p)



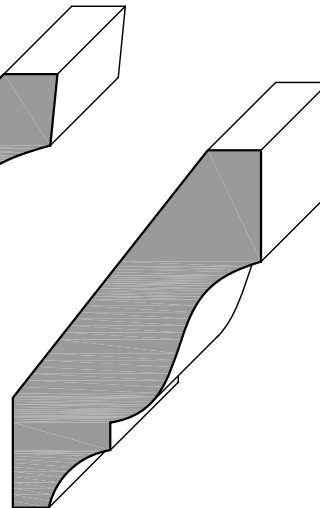
1-1/8" Cove
(94p)



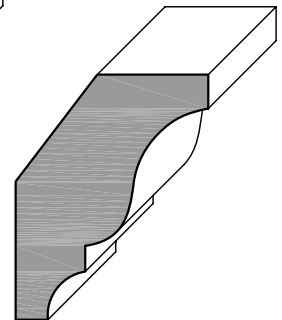
5-1/4" Crown
(46p)



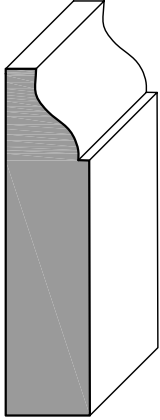
3-1/4" Crown
(51p)



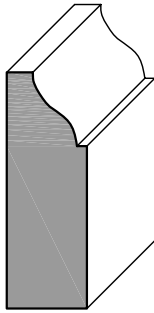
2-1/4" Crown
(54p)



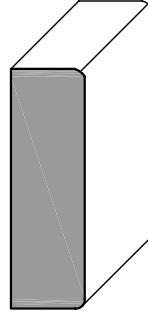
1-5/8" Crown
(68p)



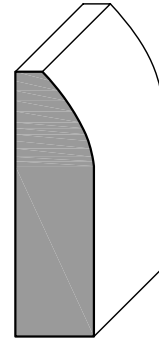
1-3/4" Colonial Stop
(934p)



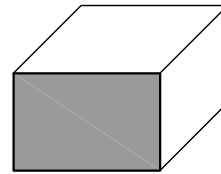
1-1/4" Colonial Stop
(947p)



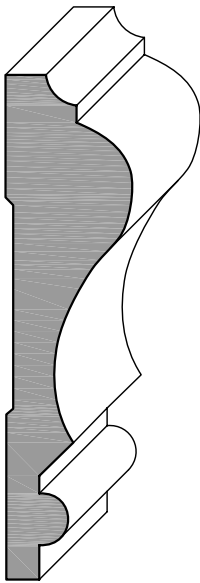
1-1/4" EE Stop
(887p)



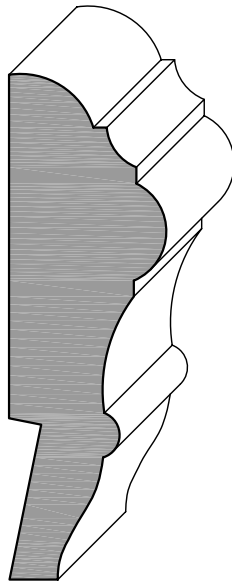
1-3/8" Modern Stop
(856p)



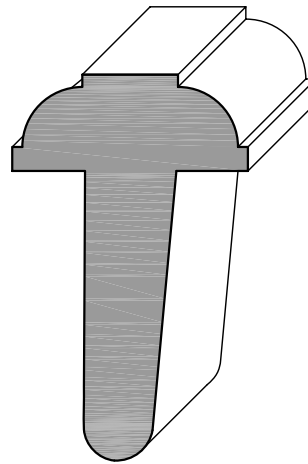
3/4" Stop
(254p)



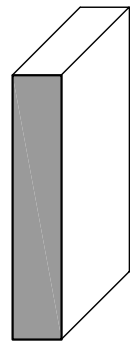
2-5/8" Chair Rail
(390p)



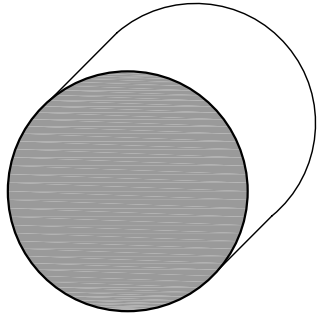
2-5/8" Chair Rail
(453p)



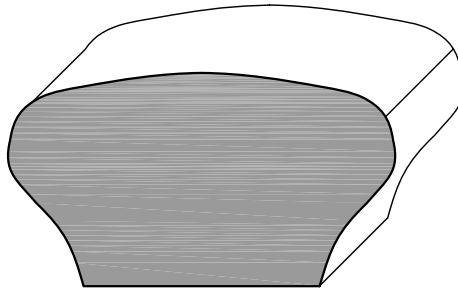
1-3/8" x 7" Astragal
(1305p)



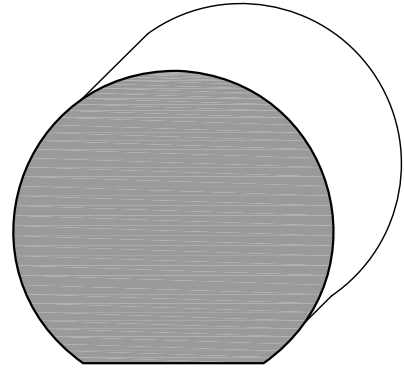
1-3/8" Lattice
(267p)



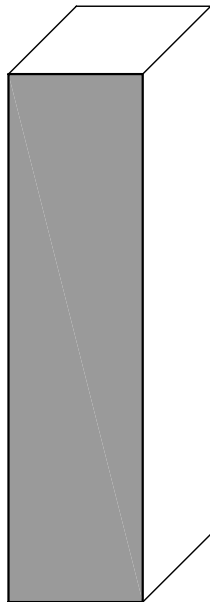
1-1/4" Closet Pole
(233p)



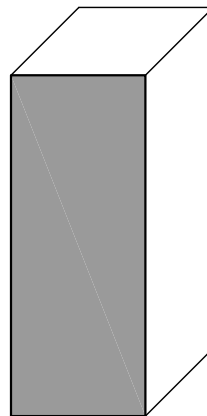
2" Hand Rail
(230p)



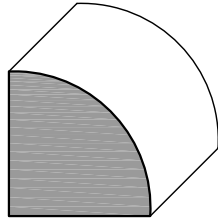
1 11/16" Hand Rail
(231p)



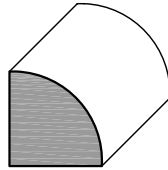
2-3/4" Screen Stock
(246p)



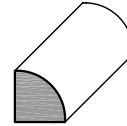
1-3/4" Screen Stock
(248p)




3/4" Quarter Round
(105p)



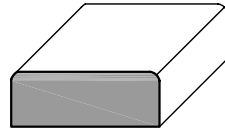
1/2" Quarter Round
(108p)



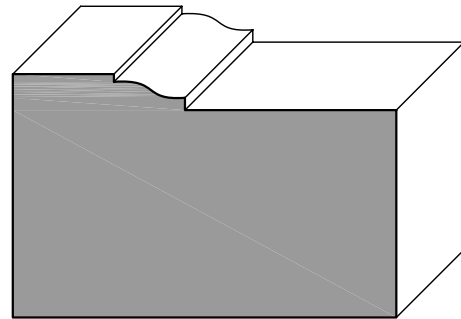
1/4" Quarter Round
(110p)



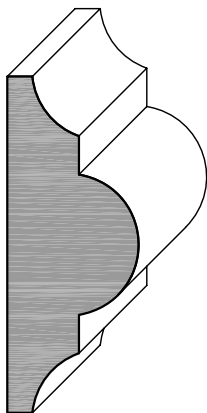
3/4" Clover
(137p)



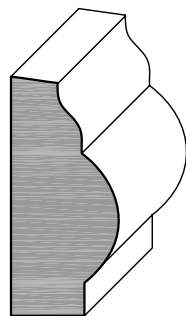
3/4" Screen Mold
(142p)



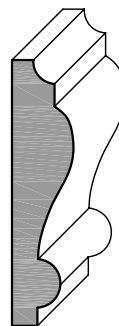
2" Brick Mold
(180p)



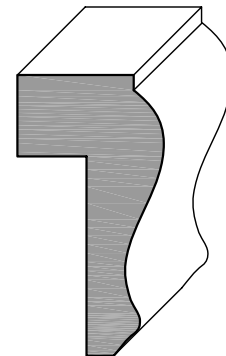
1-3/4" Panel Mold
(133p)



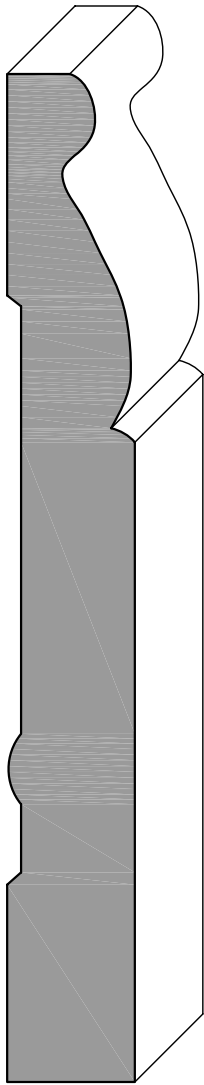
1-1/4" Panel Mold
(a9p)



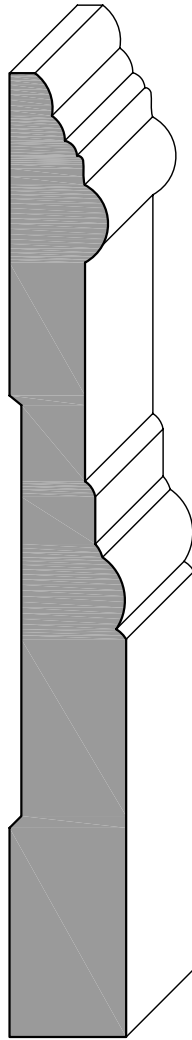
1-3/8" Panel Mold
(185p)



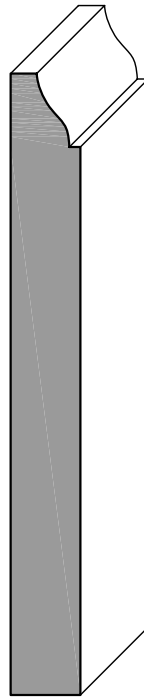
Lip Mold
(292p)



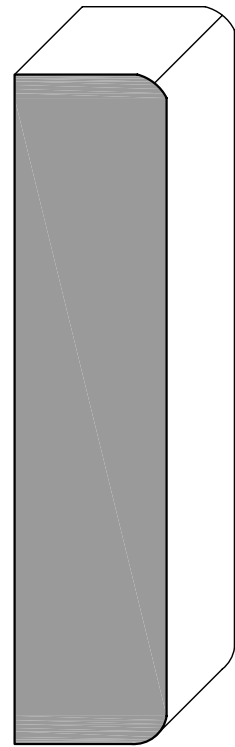
5-1/4" Colonial Base
(813ul)



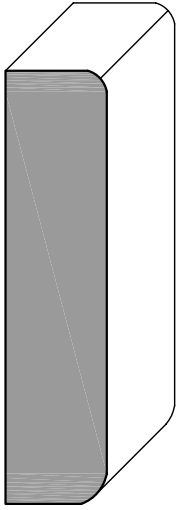
5" Colonial Base
(545ul)



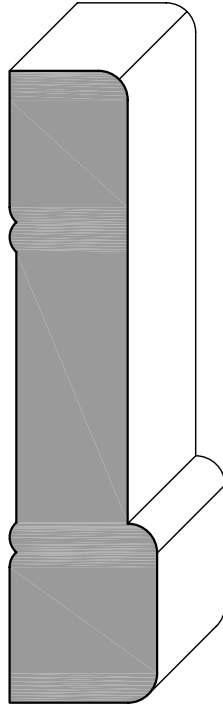
3-1/4" Colonial Base
(623mdf)



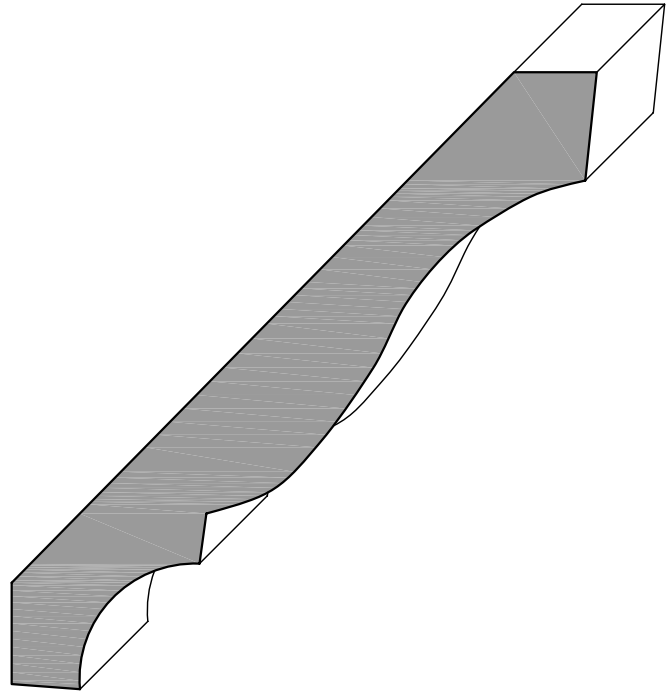
1x4
1x6
1x8
1x10
(412MDF)



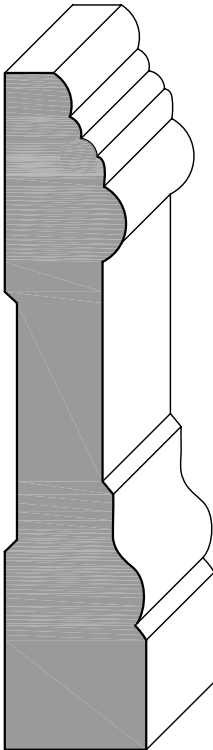
2-1/4" Round Edge
(EE) Casing
(473p)



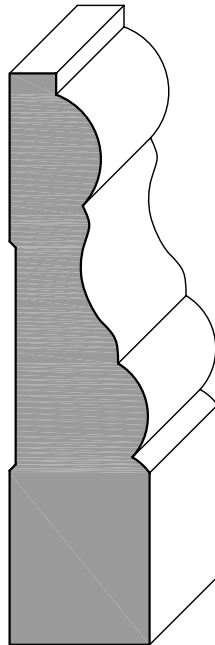
3-1/4" Backband Casing
(421p)



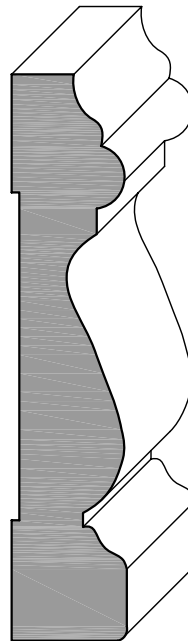
4-1/4" Pacific Trim Crown
(48pt)



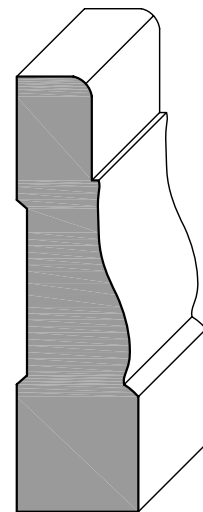
3-1/2" Colonial Casing
(535ul)



3" Colonial Casing
(411UL)



3" Victorian Casing
(312pt)



2-1/4" Colonial Casing
(356mdf)

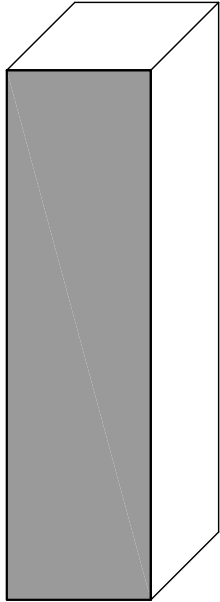


MPC cash-way lumber

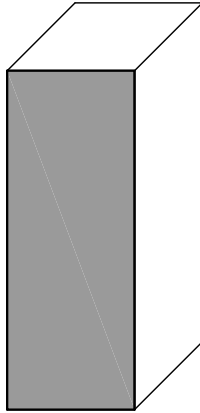
5401 W. Grand River Ave.
Lansing, MI 48906
(517)321-9527

1191 E. Grand River Ave.
Williamston, MI 48895
(517)665-2460

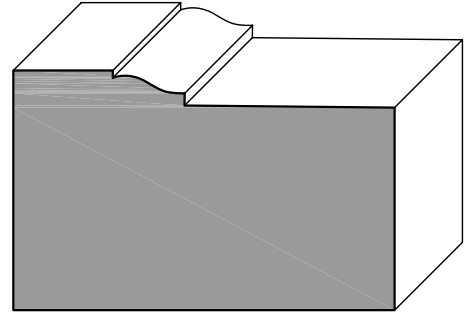
www.mpccashwaylumber.com



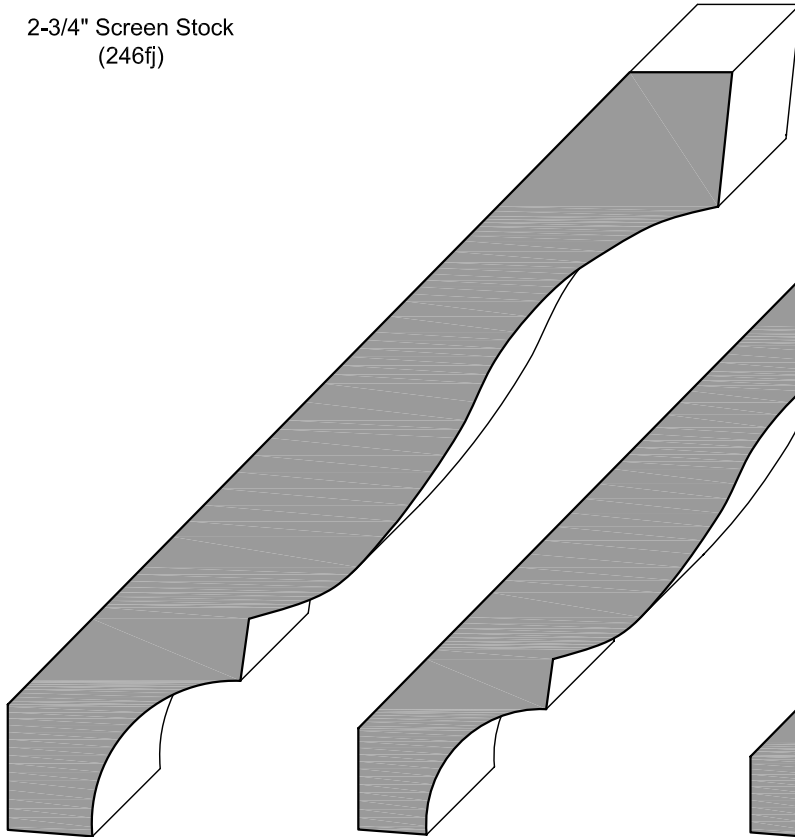
2-3/4" Screen Stock
(246fj)




1-3/4" Screen Stock
(248fj)



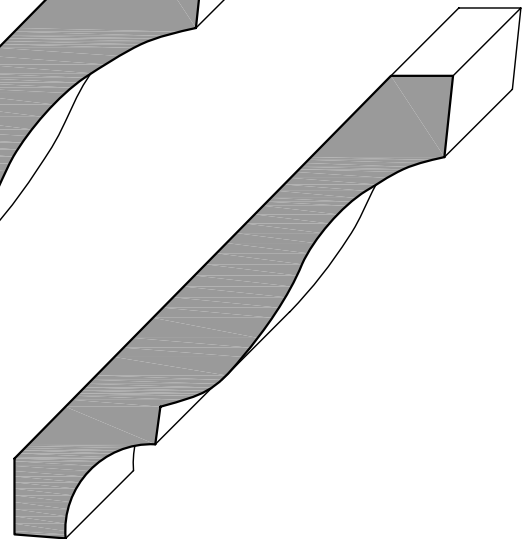
2" Brick Mold
(180fj17)



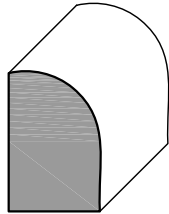
5-1/4" Crown
(46fj)



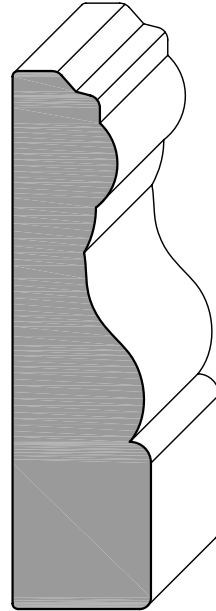
4-1/4" Crown
(48fj)




3-1/4" Crown
(51fj)



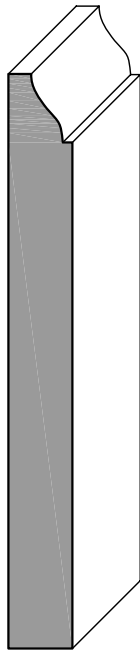
3/4" Base Shoe
(126fj)



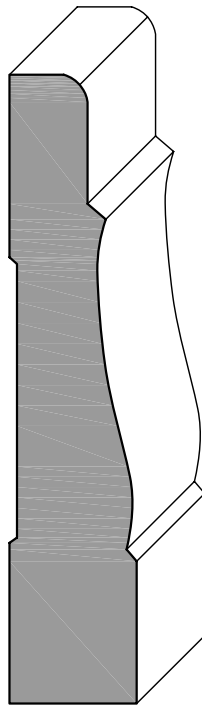
2-3/4" Casing
(474fj)



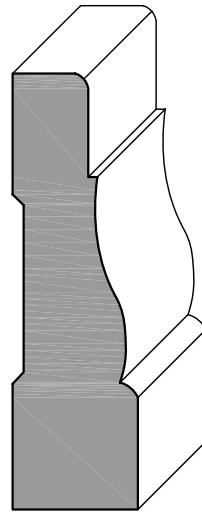
4-1/4" Colonial Base
(620)



3" Colonial Base
(634)



3-1/4" Colonial Casing
(444fj)



2-1/4" Colonial Casing
(356fj)